



San Bernardino County
Fire Protection District

F A S

STANDARD CONTRACT

FOR OFFICIAL USE ONLY

<input type="checkbox"/> New	FAS Vendor Code		Dept.	Contract Number		
<input type="checkbox"/> Change			SC	CFD	A	15-1210
<input type="checkbox"/> Cancel			ePro Vendor Number		ePro Contract Number	
San Bernardino County Fire Protection District			Dept.	Orgn.	Contractor's License No.	
Contract Representative			FNZ	3014		
Carlo Pacot			Telephone		Total Contract Amount	
			909-387-5944			
Contract Type						
<input checked="" type="checkbox"/> Revenue <input type="checkbox"/> Encumbered <input type="checkbox"/> Unencumbered <input type="checkbox"/> Other:						
If not encumbered or revenue contract type, provide reason:						
Commodity Code		Contract Start Date	Contract End Date	Original Amount	Amendment Amount	
		07/01/15	6/30/20	\$	\$	
Fund	Dept.	Organization	Appr.	Obj/Rev Source	GRC/PROJ/JOB No.	Amount
FVZ	580	3014		9970		\$
Fund	Dept.	Organization	Appr.	Obj/Rev Source	GRC/PROJ/JOB No.	Amount
						\$
Fund	Dept.	Organization	Appr.	Obj/Rev Source	GRC/PROJ/JOB No.	Amount
						\$
Project Name			Estimated Payment Total by Fiscal Year			
Fire Protection and			FY	Amount	I/D	
Emergency Medical Services						
In Wrightwood Zone						
of LA County						

THIS CONTRACT is entered into in the State of California by and between the SAN BERNARDINO COUNTY FIRE PROTECTION DISTRICT hereinafter called the SBCFPD, and

Name
The County of Los Angeles hereinafter called CFPD

Address
1320 North Eastern Avenue

Los Angeles, CA 90063

Telephone (323) 881-2411 Federal ID No. or Social Security No.

IT IS HEREBY AGREED AS FOLLOWS:
(Use space below and additional bond sheets. Set forth service to be rendered, amount to be paid, manner of payment, time for performance or completion, determination of satisfactory performance and cause for termination, other terms and conditions, and attach plans, specifications, and addenda, if any.)

FIRE PROTECTION AND EMERGENCY MEDICAL SERVICES AGREEMENT
BETWEEN
THE SAN BERNARDINO COUNTY FIRE PROTECTION DISTRICT
AND
THE CONSOLIDATED FIRE PROTECTION DISTRICT OF LOS ANGELES COUNTY

THIS AGREEMENT is made and entered into by and between the San Bernardino County Fire Protection District (herein referred to as "SBCFPD"), and the Consolidated Fire Protection District of Los Angeles County (herein referred to as "CFPD").

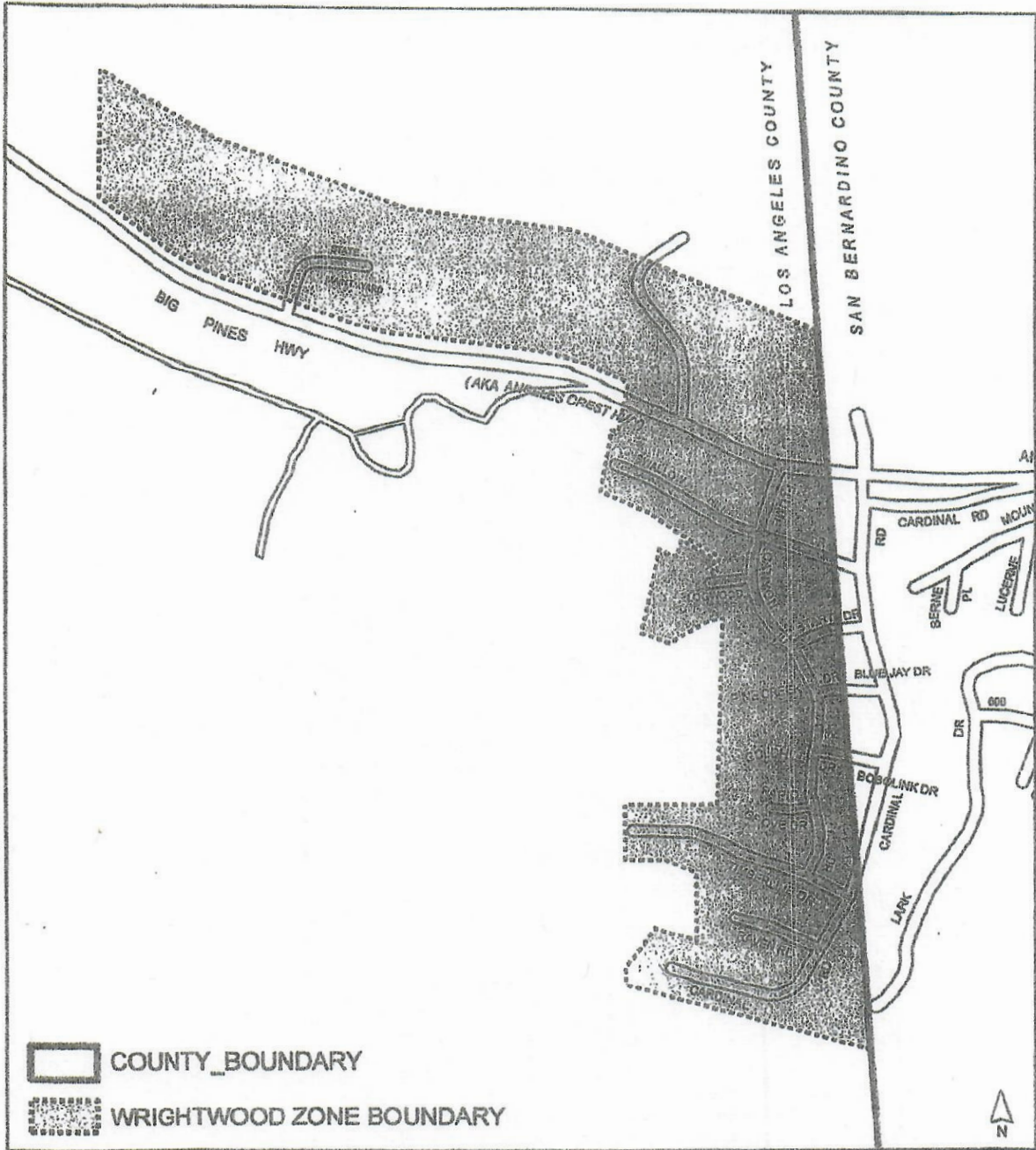
Auditor/Controller/Treasurer/Tax Collector Use Only

<input type="checkbox"/> Contract Database	<input type="checkbox"/> FAS
Input Date	Keyed By

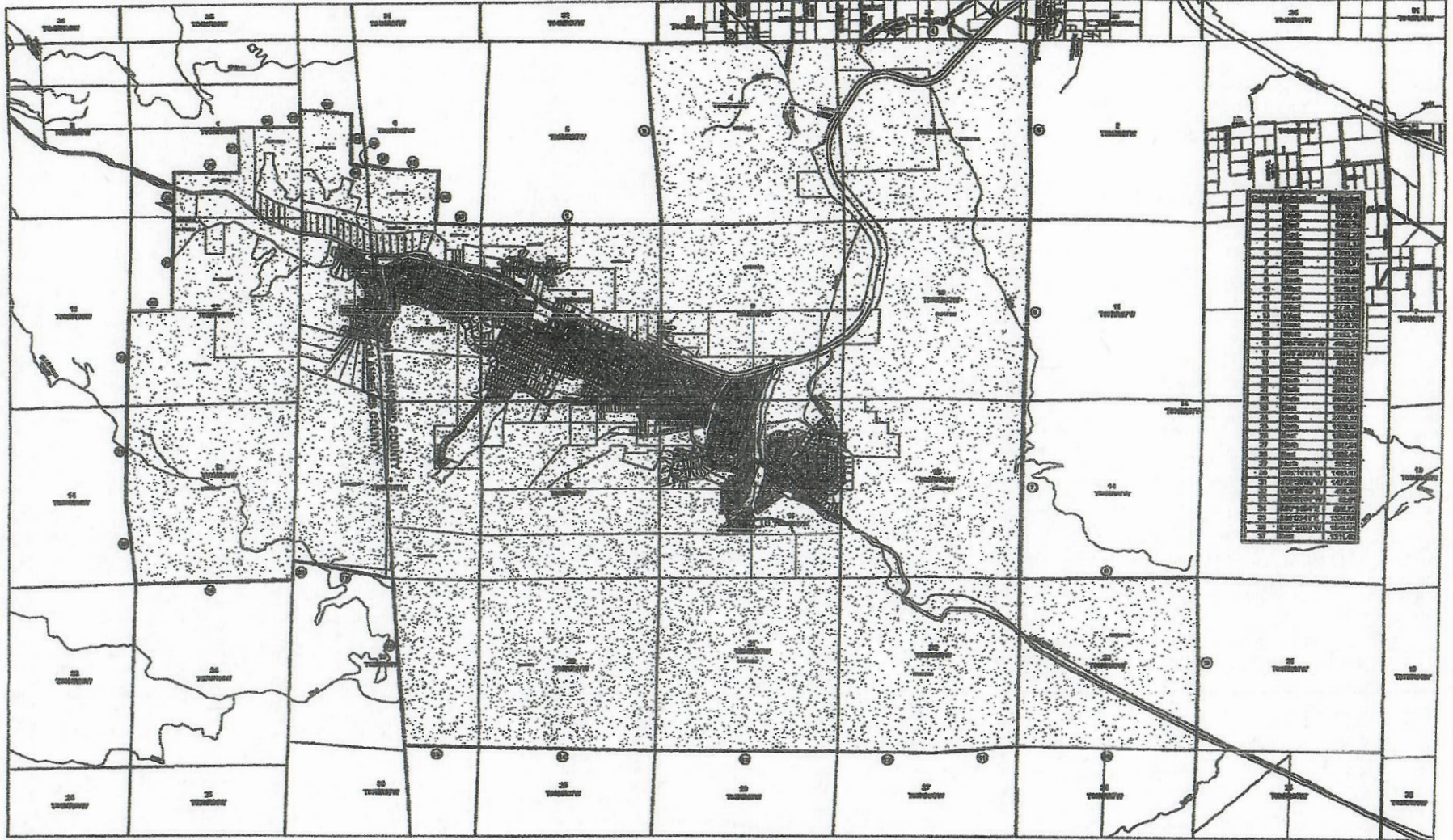
78372

EXHIBIT A


Wrightwood Zone of Consolidated Fire Protection District of Los Angeles County



FOR QUESTIONS REGARDING THIS MAP OR TO OBTAIN A COPY OF THIS MAP IN ELECTRONIC FORM, PLEASE CONTACT LAFCO FOR SAN BERNARDINO COUNTY



Parcel Number	Area
1	...
2	...
3	...
4	...
5	...
6	...
7	...
8	...
9	...
10	...
11	...
12	...
13	...
14	...
15	...
16	...
17	...
18	...
19	...
20	...
21	...
22	...
23	...
24	...
25	...
26	...
27	...
28	...
29	...
30	...
31	...
32	...
33	...
34	...
35	...
36	...
37	...
38	...
39	...
40	...
41	...
42	...
43	...
44	...
45	...
46	...
47	...
48	...
49	...
50	...



1 inch = 1,200 feet

- Countywide District Area
- Parcel
- Parcel Line
- Access Point Number
- County Member
- County Boundary

LAFCO 3382
 Reorganization to Include Formation of the Wrightwood Community
 Service District and Disolution of County Service Area 56
State Public Act 1076, Chapter 10 of the 2011, 2012, and 2013 Statutes, State of California.

0 1,200 2,400 4,800 7,200 9,600 Feet

THIS MAP WAS PREPARED BY ME OR UNDER MY DIRECTION



James L. Blum
 James L. Blum
 Deputy County Surveyor
 R.S. 2075 Exp. 10/2015
 241 North 40th Street - Redland, CA 92370

06/24/2016


FOR QUESTIONS REGARDING THIS MAP OR TO OBTAIN A COPY OF THIS MAP IN ELECTRONIC FORM, PLEASE CONTACT LAFCO FOR SAN BERNARDINO COUNTY

EXHIBIT A-1

EXHIBIT A-1

March 11, 2020

TO: THERESA BARRERA, CHIEF
FINANCIAL MANAGEMENT DIVISION

FROM: DEBBIE AGUIRRE, CHIEF OF STAFF 

2019-20 WRIGHTWOOD PAYMENT INFORMATION

Attached is the calculation of the 2019-20 Wrightwood Zone payment due to the San Bernardino County Fire Protection District. Please direct your staff to establish an encumbrance and make the payment in the amount of \$56,454.05.

Please direct any questions to Kien Chin at (323) 881-2404.

DA:kc

Attachments

c: Buck
Chin
File
X

**SAN BERNARDINO COUNTY FIRE PROTECTION DISTRICT
FIRE PROTECTION FEE FOR THE WRIGHTWOOD ZONE
FISCAL YEAR 2019-20**

Wrightwood Zone Assessed Valuation, FY 2019-20	\$30,968,966.00	
1% Property Tax Rate	\$309,689.66	
CFPD's Tax Rate, FY 2018-19	17.5%	
CFPD's Property Tax Generation in Zone	\$54,195.69	
CFPD's 90% Payment to SBCFPD		\$48,776.12
Special Tax revenue attributable to Wrightwood Zone, FY 2019-20*	\$8,531.03	
CFPD's 90% Special Tax Payment to SBCFPD		<u>7,677.92</u>
TOTAL 2019-20 PAYMENT DUE TO SBCFPD		<u><u>\$56,454.05</u></u>

* Based on the five-year rolling average of collections.

TAXING AGENCY 7.80 WRIGHTWOOD FIRE PROTECTION ZONE

SECURED VALUATIONS
LOCALLY ASSESSED -

LAND	10,107,622		
IMPROVEMENTS	20,681,063	SECURED HOMEOWNER EXEMPTION	245,000
PERSONAL PROPERTY			
LESS: EXEMPTIONS	139,437		
TOTAL-LOCALLY ASSESSED	30,649,248		

PUBLIC UTILITY (ST. BOARD OF EQUAL.)

LAND

IMPROVEMENTS

PERSONAL PROPERTY

TOTAL-PUBLIC UTILITY

TOTAL-SECURED VALUATIONS 30,649,248

UNSECURED VALUATIONS

LAND

IMPROVEMENTS 262,038 UNSECURED HOMEOWNER EXEMPTION

PERSONAL PROPERTY 57,680

LESS: EXEMPTIONS

TOTAL-UNSECURED VALUATIONS 319,718

GRAND TOTAL 30,968,966 ✓ TOTAL HOMEOWNER EXEMPTION 245,000

AGENCY 00743 PARCEL	TAX LEVIED	TAX PAID	PARCEL	TAX LEVIED	TAX PAID
3065002001	70.10	.00	3065002002	17.53	.00
3065002003	70.10	.00	3065002004	70.10	.00
3065002005	70.10	.00	3065002006	17.53	.00
3065002007	17.53	.00	3065002008	17.53	.00
3065002009	17.53	.00	3065002012	17.53	.00
3065002013	17.53	.00	3065003004	70.10	.00
3065003005	70.10	.00	3065003006	70.10	.00
3065003007	17.53	.00	3065003008	17.53	.00
3065004026	17.53	.00	3065004033	23.13	.00
3065024001	70.10	.00	3065024002	70.10	.00
3065024003	17.53	.00	3065024004	70.10	.00
3065024006	70.10	.00	3065024007	35.05	.00
3065024008	17.53	.00	3065024009	70.10	.00
3065024010	70.10	.00	3065024011	70.10	.00
3065024012	70.10	.00	3065024013	17.53	.00
3065024014	70.10	.00	3065024019	70.10	.00
3065024020	17.53	.00	3065024021	70.10	.00
3065024022	70.10	.00	3065024023	70.10	.00
3065024024	70.10	.00	3065024025	70.10	.00
3065024026	17.53	.00	3065024027	70.10	.00
3065024028	70.10	.00	3065024029	70.10	.00
3065024030	70.10	.00	3065024031	70.10	.00
3065024032	70.10	.00	3065024033	70.10	.00
3065024034	70.10	.00	3065024035	70.10	.00
3065024036	70.10	.00	3065024037	17.53	.00
3065024038	17.53	.00	3065024039	17.53	.00
3065024040	70.10	.00	3065024041	70.10	.00
3065024042	70.10	.00	3065030001	70.10	.00
3065030002	17.53	.00	3065030003	70.10	.00
3065030004	70.10	.00	3065030005	17.53	.00
3065030006	70.10	.00	3065030007	17.53	.00
3065030008	17.53	.00	3065030009	70.10	.00
3065030010	70.10	.00	3065030011	70.10	.00
3065030012	70.10	.00	3065030013	17.53	.00
3065030014	70.10	.00	3065030015	17.53	.00
3065030016	70.10	.00	3065030017	70.10	.00
3065030023	17.53	.00	3065030024	17.53	.00
3065031001	70.10	.00	3065031002	70.10	.00
3065031003	17.53	.00	3065031004	17.53	.00
3065031005	70.10	.00	3065031006	70.10	.00
3065031007	70.10	.00	3065031008	17.53	.00
3065031009	70.10	.00	3065031010	70.10	.00
3065031011	17.53	.00	3065031012	70.10	.00
3065031013	17.53	.00	3065031015	70.10	.00
3065031016	70.10	.00	3065031017	17.53	.00
3065031018	70.10	.00	3065031019	17.53	.00
3065031020	70.10	.00	3065031021	17.53	.00
3065031022	70.10	.00	3065031023	17.53	.00
3065031024	70.10	.00	3065031025	17.53	.00
3065031026	70.10	.00	3065031027	70.10	.00
3065031028	70.10	.00	3065031029	17.53	.00
3065031030	17.53	.00	3065032001	70.10	.00
3065032002	17.53	.00	3065032003	70.10	.00

AGENCY 00743

PARCEL	TAX LEVIED	TAX PAID	PARCEL	TAX LEVIED	TAX PAID
3065032004	70.10	.00	3065032005	70.10	.00
3065032006	70.10	.00	3065032007	17.53	.00
3065032008	70.10	.00	3065032009	17.53	.00
3065032010	17.53	.00	3065032011	70.10	.00
3065032012	70.10	.00	3065032013	70.10	.00
3065032014	70.10	.00	3065032015	70.10	.00
3065032016	17.53	.00	3065032017	70.10	.00
3065032018	17.53	.00	3065032019	70.10	.00
3065032020	70.10	.00	3065032021	70.10	.00
3065033001	17.53	.00	3065033002	70.10	.00
3065033003	70.10	.00	3065033004	17.53	.00
3065033005	70.10	.00	3065033006	70.10	.00
3065033009	70.10	.00	3065033010	70.10	.00
3065033011	70.10	.00	3065033012	17.53	.00
3065033013	17.53	.00	3065033014	70.10	.00
3065033015	70.10	.00	3065033017	70.10	.00
3065033018	17.53	.00	3065033019	17.53	.00
3065033020	17.53	.00	3065033021	70.10	.00
3065033022	70.10	.00	3065033023	70.10	.00
3065033024	70.10	.00	3065033025	70.10	.00
3065033026	70.10	.00	3065033027	17.53	.00
3065033028	17.53	.00	3065033031	70.10	.00
3065033032	70.10	.00	3065034001	70.10	.00
3065034002	70.10	.00	3065034003	70.10	.00
3065034006	70.10	.00	3065034007	17.53	.00
3065034008	70.10	.00	3065034009	70.10	.00
3065034011	17.53	.00	3065034012	17.53	.00
3065034013	70.10	.00	3065034014	70.10	.00
3065034015	70.10	.00	3065034016	70.10	.00
3065034017	70.10	.00	3065034018	17.53	.00
3065034019	17.53	.00			

AGENCY TOTAL 8,575.62 ✓
AGENCY PARCEL COUNT 167 0.00

Los Angeles County Fire Department
 Fire Suppression Benefit Assessment/Special Tax
 Five Year Rolling Average of Collections

Fiscal Year	Districtwide Assessment Amount	Districtwide Assessment Collection	Collection %
2014-15	\$78,981,740	\$78,560,759	99.47%
2015-16	\$79,189,661	\$78,809,918	99.52%
2016-17	\$79,695,720	\$79,313,423	99.52%
2017-18	\$82,661,689	\$82,194,061	99.43%
2018-19	\$84,609,983	\$84,135,658	99.44%
	<u>\$405,138,793</u>	<u>\$403,013,819</u>	
2019-20	5-yr rolling average:		<u>99.48%</u> ✓

06-Mar-20

WRIGHTWOOD TRA RATIOS

CFPD 2017-18 AVERAGE FOR 2018-19 PAYMENT			
TRA	Assessed Value	RATIO	REVENUE
4534	\$1,629,231	0.175	\$2,851
4675	\$3,398,740	0.175	\$5,948
4677	\$25,304,893	0.174585173	\$44,179
TOTAL	\$30,332,864		\$52,978
AVERAGE		0.001746539	

CFPD 2018-19 AVERAGE FOR 2019-20 PAYMENT			
TRA	Assessed Value	RATIO	REVENUE
4534	\$1,661,809	0.175	\$2,908
4675	\$3,433,081	0.175	\$6,008
4677	\$25,874,076	0.174585173	\$45,172
TOTAL	\$30,968,966		\$54,088
AVERAGE		0.001746534	✓

LOS ANGELES COUNTY FIRE PROTECTION DISTRICT
ANNUAL TRA REPORT
FISCAL YEAR 2019/2020

DATE 02/19/20 PAGE

40

TRA	ASSESSED VALUE	FPD TRA RATIO	FPD ESTIMATED REVENUE
04481	2,799,112	0.183122376	5,126
04482	312,378,861	0.179203668	559,794
04485	11,259,588	0.182032819	20,496
04486	2,428,838	0.179198798	4,352
04487	1,323,638	0.178922670	2,368
04488	455,804	0.176549395	805
04490	75,199	0.185681198	140
04491	7,260,430	0.185810671	13,491
04492	9,638,991	0.185810671	17,910
04493	185,454	0.185810671	345
04495	410,542	0.181135560	744
04496	3,691,662	0.185810671	6,860
04497	86,641,717	0.156973565	136,005
04498	3,897,206	0.179203668	6,984
04499	11,622,918	0.154302419	17,934
04500	145,876,180	0.150630900	219,735
04501	2,196,315	0.185681198	4,078
04502	22,409	0.185681198	42
04504	952,790	0.185810671	1,770
04505	1,473,467	0.157083021	2,315
04506	177,682	0.157019160	279
04507	1,606,824	0.156973565	2,522
04509	1,065,627	0.181090376	1,930
04510	1,682,572	0.156973565	2,641
04511	259,760	0.156973565	408
04512	46,920	0.156973565	74
04514	589,793	0.156973565	926
04515	3,413,764	0.180259569	6,154
04517	7,726,193	0.179663731	13,881
04520	291,209	0.156973565	457
04521	115,543	0.180564376	209
04522	749,000	0.180059376	1,349
04523	3,092,312	0.174349536	5,391
04524	452,902	0.180059376	815
04525	10,407,561	0.180259569	18,761
04526	21,530,703	0.181262053	39,027
04528	3,730,392	0.174107091	6,495
04529	16,136,065	0.179203668	28,916
04530	624,060	0.177450106	1,107
04532	2,271,316	0.175614395	3,989
04533	112,387	0.181724053	204
04534 ✓	1,661,809	0.175000000	2,908
04536	496,393	0.176570450	876
04537	274,772	0.176934680	486
04538	154,478,554	0.145109569	224,163
04539	501,952	0.147374223	740
04540	29,538,936	0.142502212	33,543
04541	111,172	0.141880971	158
04542	8,885,326	0.158639962	14,096

LOS ANGELES COUNTY FIRE PROTECTION DISTRICT
 ANNUAL TRA REPORT
 FISCAL YEAR 2019/2020


DATE 02/19/20 PAGE

42

TRA	ASSESSED VALUE	FPD TRA RATIO	FPD ESTIMATED REVENUE
04655	3,154,819	0.185681198	5,858
04656	4,249,131	0.161260061	6,842
04657	7,976,237	0.166951434	13,269
04658	5,916,332	0.158638953	9,386
04660	3,462,104	0.185681198	6,428
04661	752,766	0.185681198	1,398
04662	1,565,861	0.185681198	2,907
04663	18,711,087	0.166554439	31,164
04664	215,536	0.169450817	365
04665	3,486,571	0.185810671	6,478
04666	22,715,608	0.185810671	42,208
04668	72,156,052	0.185681198	133,980
04669	10,233,423	0.173591829	17,764
04670	13,553,584	0.176716700	23,951
04671	43,790	0.174220623	76
04672	25,084,420	0.161265972	40,453
04673	27,370,486	0.185810671	50,857
04674	397,942	0.185810671	739
04675 ✓	3,433,081	0.175000000	6,008
04677 ✓	25,874,076	0.174585173	45,172
04679	15,678,186	0.154857386	24,279
04680	56,024,054	0.176948966	99,134
04681	5,717,565	0.160190164	9,159
04682	22,700	0.185681198	42
04683	28,994,295	0.185681198	53,837
04684	175,649,918	0.153870764	270,274
04685	19,927	0.154428921	31
04686	401,966	0.185681198	746
04687	232,616,143	0.172435954	401,114
04688	26,254	0.140083883	37
04689	22,838,498	0.155082160	35,418
04690	117,342	0.152393738	179
04691	3,907,926	0.151025541	5,902
04692	3,993,577	0.185681198	7,415
04693	21,693	0.179265748	39
04694	60,120,151	0.161249836	96,944
04695	5,930,403	0.185681198	11,012
04696	871,186	0.185681198	1,618
04697	21,260,084	0.166552745	35,409
04698	125,219	0.185681198	232
04699	4,969,444	0.173587650	8,626
04700	22,624	0.160842293	36
04701	612,020	0.185681198	1,136
04702	35,416	0.185681198	66
04703	487,003	0.169450817	825
04704	116,936,213	0.175301171	204,991
04705	172,445	0.176771969	305
04706	1,632,513	0.182872485	2,985
04708	363,089	0.183871788	668

February 19, 2019

TO: THERESA BARRERA, CHIEF
FINANCIAL MANAGEMENT DIVISION

FROM: LORRAINE BUCK, ACTING CHIEF 
PLANNING DIVISION

2018-19 WRIGHTWOOD PAYMENT INFORMATION

Attached is the calculation of the 2018-19 Wrightwood Zone payment due to the San Bernardino County Fire Protection District. Please direct your staff to establish an encumbrance and make the payment in the amount of \$55,302.26.

Please direct any questions to Kien Chin at (323) 881-2404.

DA:kc

Attachments

c: Buck
Chin
File
X

**SAN BERNARDINO COUNTY FIRE PROTECTION DISTRICT
FIRE PROTECTION FEE FOR THE WRIGHTWOOD ZONE
FISCAL YEAR 2018-19**

Wrightwood Zone Assessed Valuation, FY 2018-19	\$30,332,864.00	
1% Property Tax Rate	\$303,328.64	
CFPD's Tax Rate, FY 2017-18	17.5%	
CFPD's Property Tax Generation in Zone	\$53,082.51	
CFPD's 90% Payment to SBCFPD		\$47,774.26
Special Tax revenue attributable to Wrightwood Zone, FY 2018-19*	\$8,364.45	
CFPD's 90% Special Tax Payment to SBCFPD		<u>7,528.00</u>
TOTAL 2018-19 PAYMENT DUE TO SBCFPD		<u><u>\$55,302.26</u></u>

* Based on the five-year rolling average of collections.

SECURED VALUATIONS
 LOCALLY ASSESSED -

LAND	10,042,266		
IMPROVEMENTS	20,182,966	SECURED HOMEOWNER EXEMPTION	231,000
PERSONAL PROPERTY			
LESS: EXEMPTIONS	202,060		
TOTAL-LOCALLY ASSESSED	30,023,172		

PUBLIC UTILITY (ST. BOARD OF EQUAL.)

LAND	
IMPROVEMENTS	
PERSONAL PROPERTY	
TOTAL-PUBLIC UTILITY	

TOTAL-SECURED VALUATIONS	30,023,172
--------------------------	------------

UNSECURED VALUATIONS

LAND		
IMPROVEMENTS	276,869	UNSECURED HOMEOWNER EXEMPTION
PERSONAL PROPERTY	32,823	
LESS: EXEMPTIONS		

TOTAL-UNSECURED VALUATIONS	309,692
----------------------------	---------

GRAND TOTAL	30,332,864	TOTAL HOMEOWNER EXEMPTION	231,000
-------------	------------	---------------------------	---------

AGENCY 00743

PARCEL	TAX LEVIED	TAX PAID	PARCEL	TAX LEVIED	TAX PAID
3065002001	68.73	.00	3065002002	17.19	.00
3065002003	68.73	.00	3065002004	68.73	.00
3065002005	68.73	.00	3065002006	17.19	.00
3065002007	17.19	.00	3065002008	17.19	.00
3065002009	17.19	.00	3065002012	17.19	.00
3065002013	17.19	.00	3065003004	68.73	.00
3065003005	68.73	.00	3065003006	68.73	.00
3065003007	17.19	.00	3065003008	17.19	.00
3065004026	17.19	.00	3065004033	22.68	.00
3065024001	68.73	.00	3065024002	68.73	.00
3065024003	17.19	.00	3065024004	68.73	.00
3065024006	68.73	.00	3065024007	34.36	.00
3065024008	17.19	.00	3065024009	68.73	.00
3065024010	68.73	.00	3065024011	68.73	.00
3065024012	68.73	.00	3065024013	17.19	.00
3065024014	68.73	.00	3065024019	68.73	.00
3065024020	17.19	.00	3065024021	68.73	.00
3065024022	68.73	.00	3065024023	68.73	.00
3065024024	68.73	.00	3065024025	68.73	.00
3065024026	17.19	.00	3065024027	68.73	.00
3065024028	68.73	.00	3065024029	68.73	.00
3065024030	68.73	.00	3065024031	68.73	.00
3065024032	68.73	.00	3065024033	68.73	.00
3065024034	68.73	.00	3065024035	68.73	.00
3065024036	68.73	.00	3065024037	17.19	.00
3065024038	17.19	.00	3065024039	17.19	.00
3065024040	68.73	.00	3065024041	68.73	.00
3065024042	68.73	.00	3065030001	68.73	.00
3065030002	17.19	.00	3065030003	68.73	.00
3065030004	68.73	.00	3065030005	17.19	.00
3065030006	68.73	.00	3065030007	17.19	.00
3065030008	17.19	.00	3065030009	68.73	.00
3065030010	68.73	.00	3065030011	68.73	.00
3065030012	68.73	.00	3065030013	17.19	.00
3065030014	68.73	.00	3065030015	17.19	.00
3065030016	68.73	.00	3065030017	68.73	.00
3065030023	17.19	.00	3065030024	17.19	.00
3065031001	68.73	.00	3065031002	68.73	.00
3065031003	17.19	.00	3065031004	17.19	.00
3065031005	68.73	.00	3065031006	68.73	.00
3065031007	68.73	.00	3065031008	17.19	.00
3065031009	68.73	.00	3065031010	68.73	.00
3065031011	17.19	.00	3065031012	68.73	.00
3065031013	17.19	.00	3065031015	68.73	.00
3065031016	68.73	.00	3065031017	17.19	.00
3065031018	68.73	.00	3065031019	17.19	.00
3065031020	68.73	.00	3065031021	17.19	.00
3065031022	68.73	.00	3065031023	17.19	.00
3065031024	68.73	.00	3065031025	17.19	.00
3065031026	68.73	.00	3065031027	68.73	.00
3065031028	68.73	.00	3065031029	17.19	.00
3065031030	17.19	.00	3065032001	68.73	.00
3065032002	17.19	.00	3065032003	68.73	.00

SPECIAL TAX LEVIED/PAID
BY ACCOUNT NUMBER
2018-2019 ORIGINAL CHARGE

AGENCY 00743

PARCEL	TAX LEVIED	TAX PAID	PARCEL	TAX LEVIED	TAX PAID
3065032004	68.73	.00	3065032005	68.73	.00
3065032006	68.73	.00	3065032007	17.19	.00
3065032008	68.73	.00	3065032009	17.19	.00
3065032010	17.19	.00	3065032011	68.73	.00
3065032012	68.73	.00	3065032013	68.73	.00
3065032014	68.73	.00	3065032015	68.73	.00
3065032016	17.19	.00	3065032017	68.73	.00
3065032018	17.19	.00	3065032019	68.73	.00
3065032020	68.73	.00	3065032021	68.73	.00
3065033001	17.19	.00	3065033002	68.73	.00
3065033003	68.73	.00	3065033004	17.19	.00
3065033005	68.73	.00	3065033006	68.73	.00
3065033009	68.73	.00	3065033010	68.73	.00
3065033011	68.73	.00	3065033012	17.19	.00
3065033013	17.19	.00	3065033014	68.73	.00
3065033015	68.73	.00	3065033017	68.73	.00
3065033018	17.19	.00	3065033019	17.19	.00
3065033020	17.19	.00	3065033021	68.73	.00
3065033022	68.73	.00	3065033023	68.73	.00
3065033024	68.73	.00	3065033025	68.73	.00
3065033026	68.73	.00	3065033027	17.19	.00
3065033028	17.19	.00	3065033031	68.73	.00
3065033032	68.73	.00	3065034001	68.73	.00
3065034002	68.73	.00	3065034003	68.73	.00
3065034006	68.73	.00	3065034007	17.19	.00
3065034008	68.73	.00	3065034009	68.73	.00
3065034011	17.19	.00	3065034012	17.19	.00
3065034013	68.73	.00	3065034014	68.73	.00
3065034015	68.73	.00	3065034016	68.73	.00
3065034017	68.73	.00	3065034018	17.19	.00
3065034019	17.19	.00			
			AGENCY TOTAL	8,408.17 ✓	0.00
			AGENCY PARCEL COUNT	167	

Los Angeles County Fire Department
 Fire Suppression Benefit Assessment/Special Tax
 Five Year Rolling Average of Collections

Fiscal Year	Districtwide Assessment Amount	Districtwide Assessment Collection	Collection %
2013-14	\$75,873,565	\$75,455,263	99.45%
2014-15	\$78,981,740	\$78,560,759	99.47%
2015-16	\$79,189,661	\$78,809,918	99.52%
2016-17	\$79,695,720	\$79,313,423	99.52%
2017-18	\$82,661,689	\$82,194,061	99.43%
	<u>\$396,402,375</u>	<u>\$394,333,424</u>	
2018-19	5-yr rolling average:		<u>99.48%</u> ✓

13-Feb-19

WRIGHTWOOD TRA RATIOS

CFPD 2016-17 AVERAGE FOR 2017-18 PAYMENT			
TRA	Assessed Value	RATIO	REVENUE
4534	\$1,597,291	0.175	\$2,795
4675	\$3,348,828	0.175	\$5,860
4677	\$24,274,713	0.174585173	\$42,380
TOTAL	\$29,220,832		\$51,036
AVERAGE		0.001746554	

CFPD 2017-18 AVERAGE FOR 2018-19 PAYMENT			
TRA	Assessed Value	RATIO	REVENUE
4534	\$1,629,231	0.175	\$2,851
4675	\$3,398,740	0.175	\$5,948
4677	\$25,304,893	0.174585173	\$44,179
TOTAL	\$30,332,864		\$52,978
AVERAGE		0.001746539	✓

LOS ANGELES COUNTY FIRE PROTECTION DISTRICT
ANNUAL TRA REPORT
FISCAL YEAR 2018/2019

DATE 01/28/19 PAGE

41

TRA	ASSESSED VALUE	FPD TRA RATIO	FPD ESTIMATED REVENUE
04530	611,825	0.177450106	1,086
04532	2,226,785	0.175614395	3,911
04533	110,185	0.181724053	200
04534 ✓	1,629,231	0.175000000	2,851
04536	486,661	0.176570450	859
04537	269,985	0.176934680	477
04538	146,121,690	0.145109569	212,037
04539	492,111	0.147374223	725
04540	23,183,194	0.142502212	33,037
04541	108,993	0.141880971	155
04542	8,164,293	0.158639962	12,952
04543	545,477	0.185681198	1,013
04544	2,567,928	0.151037692	3,878
04545	10,701,914	0.159731540	17,094
04546	3,649,399	0.176885773	6,455
04547	4,445,656	0.145109569	6,451
04550	536,001	0.181090376	971
04551	923,000	0.180789053	1,669
04552	350,586	0.166712780	584
04553	1,120,750	0.174834702	1,960
04554	28,404,101	0.157610069	44,768
04555	488,816	0.160190164	783
04556	520,548	0.183421677	955
04558	715,345	0.159585955	1,142
04582	17,348,492	0.178301889	30,933
04583	16,602,716	0.180259569	29,928
04584	14,318,305	0.180259569	25,810
04585	1,939,328	0.177450106	3,441
04597	7,713,453	0.179663030	13,858
04598	550,290	0.163025799	897
04599	50,176,202	0.159193036	79,877
04600	4,303,074	0.183122376	7,880
04601	24,606,177	0.180259569	44,355
04602	4,338,909	0.160454412	6,962
04603	13,993,390	0.179663030	25,141
04604	1,331,527	0.160448460	2,136
04605	4,680,250	0.179663030	8,409
04606	262,140	0.183122376	480
04607	222,664,098	0.159193864	354,468
04608	9,933,481	0.179663030	17,847
04609	392,232	0.160300084	629
04610	18,915	0.174045244	33
04613	10,313,805	0.174934122	18,042
04615	3,663,343	0.172927258	6,335
04620	968,515	0.167674294	1,624
04623	823,373,574	0.161416216	1,329,059
04624	700,081	0.153867988	1,077
04625	161,177,255	0.161416222	260,166
04626	140,423,220	0.170622483	239,594

LOS ANGELES COUNTY FIRE PROTECTION DISTRICT
ANNUAL TRA REPORT
FISCAL YEAR 2018/2019

DATE 01/28/19 PAGE

42

TRA	ASSESSED VALUE	FPD TRA RATIO	FPD ESTIMATED REVENUE
04630	9,022	O. 185810671	17
04644	21,576,391	O. 161442148	34,833
04645	8,374,868	O. 179663731	15,047
04646	4,146,368	O. 179663731	7,450
04647	24,011,368	O. 167771244	40,284
04648	80,524,909	O. 161416194	129,380
04649	20,185,347	O. 161415716	32,582
04650	13,757,084	O. 161412586	22,206
04651	15,432,530	O. 157610069	24,323
04652	12,923,323	O. 185681198	23,996
04654	1,477,887	O. 185810671	2,746
04655	3,071,708	O. 185681198	5,704
04656	4,098,345	O. 161260061	6,609
04657	7,652,893	O. 166351434	12,731
04658	5,813,015	O. 158638953	9,222
04660	3,403,316	O. 185681198	6,319
04661	738,051	O. 185681198	1,371
04662	1,518,173	O. 185681198	2,819
04663	17,855,042	O. 166554439	29,738
04664	211,320	O. 169450817	358
04665	2,855,628	O. 185810671	5,306
04666	26,134,120	O. 185810671	48,560
04668	70,176,898	O. 185681198	130,305
04669	9,780,645	O. 173591829	16,978
04670	13,324,068	O. 176716700	23,546
04671	42,932	O. 174220623	75
04672	23,591,516	O. 161265972	38,045
04673	26,615,448	O. 185810671	49,454
04674	400,237	O. 185810671	744
04675	3,398,740	O. 175000000	5,948
04677	25,304,893	O. 174585173	44,179
04679	14,716,997	O. 154857386	22,790
04680	52,806,004	O. 176948966	93,440
04681	5,417,389	O. 160190164	8,678
04682	22,700	O. 185681198	42
04683	28,956,878	O. 185681198	53,768
04684	162,691,114	O. 153870764	250,334
04685	19,537	O. 154428921	30
04686	394,087	O. 185681198	732
04687	217,400,925	O. 172435954	374,877
04688	25,740	O. 140083883	36
04689	22,432,172	O. 155082160	34,788
04690	115,042	O. 152393738	175
04691	3,799,287	O. 151025541	5,738
04692	3,935,317	O. 185681198	7,307
04693	21,270	O. 179265748	38
04694	56,288,735	O. 161249836	90,765
04695	5,623,245	O. 185681198	10,441
04696	854,409	O. 185681198	1,586

March 16, 2018

TO: THERESA BARRERA, CHIEF
FINANCIAL MANAGEMENT DIVISION

FROM: DEBBIE AGUIRRE, CHIEF
PLANNING DIVISION

2017-18 WRIGHTWOOD PAYMENT INFORMATION

Attached is the calculation of the 2017-18 Wrightwood Zone payment due to San Bernardino County Fire Protection District (SBCFPD). Please direct your staff to establish an encumbrance and make the payment in the amount of \$53,402.09.

Please direct any questions to Kien Chin at (323) 881-2404.

DA:kc

Attachments

c. Buck
Chin
File
X

**SAN BERNARDINO COUNTY FIRE PROTECTION DISTRICT
 FIRE PROTECTION FEE FOR THE WRIGHTWOOD ZONE
 FISCAL YEAR 2017-18**

Wrightwood Zone Assessed Valuation, FY 2017-18	\$29,220,832.00	
1% Property Tax Rate	\$292,208.32	
CFPD's Tax Rate, FY 2016-17	17.5%	
CFPD's Property Tax Generation in Zone	\$51,136.46	
CFPD's 90% Payment to SBCFPD		\$46,022.81
Special Tax revenue attributable to Wrightwood Zone, FY 2017-18*	\$8,199.20	
CFPD's 90% Special Tax Payment to SBCFPD		<u>7,379.28</u>
TOTAL 2017-18 PAYMENT DUE TO SBCFPD		<u><u>\$53,402.09</u></u>

* Based on the five-year rolling average of collections.

TAXING AGENCY 7.80 WRIGHTWOOD FIRE PROTECTION ZONE

SECURED VALUATIONS
LOCALLY ASSESSED -

LAND	9,741,550		
IMPROVEMENTS	19,294,471	SECURED HOMEOWNER EXEMPTION	245,000
PERSONAL PROPERTY			
LESS: EXEMPTIONS	130,841		
TOTAL-LOCALLY ASSESSED	28,905,180		

PUBLIC UTILITY (ST. BOARD OF EQUAL.)

LAND
IMPROVEMENTS
PERSONAL PROPERTY
TOTAL-PUBLIC UTILITY

TOTAL-SECURED VALUATIONS 28,905,180

UNSECURED VALUATIONS

LAND
IMPROVEMENTS 281,814 UNSECURED HOMEOWNER EXEMPTION
PERSONAL PROPERTY 33,838
LESS: EXEMPTIONS

TOTAL-UNSECURED VALUATIONS 315,652

GRAND TOTAL 29,220,832 ✓ TOTAL HOMEOWNER EXEMPTION 245,000

AUDITOR DAPYNE

TOTAL TAX DEBTED PAID
BY AGENCY NUMBER
BY 2015 ORIGINAL CHARGE

TABLE NO. 10011 PAGE 2/6/14

AGENCY 00141

PARCEL	TAX DEBTED	TAX PAID	PARCEL	TAX DEBTED	TAX PAID
3065002001	67.38	.00	3065002002	16.85	.00
3065002003	67.38	.00	3065002004	67.38	.00
3065002005	67.38	.00	3065002006	16.85	.00
3065002007	16.85	.00	3065002008	16.85	.00
3065002009	16.85	.00	3065002010	16.85	.00
3065002013	16.85	.00	3065003004	67.38	.00
3065003005	67.38	.00	3065003006	67.38	.00
3065003007	16.85	.00	3065003008	16.85	.00
3065024026	16.85	.00	3065004033	22.24	.00
3065024001	67.38	.00	3065024002	67.38	.00
3065024003	16.85	.00	3065024004	67.38	.00
3065024006	67.38	.00	3065024007	33.69	.00
3065024009	16.85	.00	3065024009	67.38	.00
3065024010	67.38	.00	3065024011	67.38	.00
3065024012	67.38	.00	3065024013	16.85	.00
3065024014	67.38	.00	3065024019	67.38	.00
3065024020	16.85	.00	3065024021	67.38	.00
3065024022	67.38	.00	3065024023	67.38	.00
3065024024	67.38	.00	3065024025	67.38	.00
3065024026	16.85	.00	3065024027	67.38	.00
3065024028	67.38	.00	3065024029	67.38	.00
3065024030	67.38	.00	3065024031	67.38	.00
3065024032	67.38	.00	3065024033	67.38	.00
3065024034	67.38	.00	3065024035	67.38	.00
3065024036	67.38	.00	3065024037	16.85	.00
3065024038	16.85	.00	3065024039	16.85	.00
3065024040	67.38	.00	3065024041	67.38	.00
3065024042	67.38	.00	3065030001	67.38	.00
3065030002	16.85	.00	3065030003	67.38	.00
3065030004	67.38	.00	3065030005	16.85	.00
3065030006	67.38	.00	3065030007	16.85	.00
3065030008	16.85	.00	3065030009	67.38	.00
3065030010	67.38	.00	3065030011	67.38	.00
3065030012	67.38	.00	3065030013	16.85	.00
3065030014	67.38	.00	3065030015	16.85	.00
3065030016	67.38	.00	3065030017	67.38	.00
3065030023	16.85	.00	3065030024	16.85	.00
3065031001	67.38	.00	3065031002	67.38	.00
3065031003	16.85	.00	3065031004	16.85	.00
3065031005	67.38	.00	3065031006	67.38	.00
3065031007	67.38	.00	3065031008	16.85	.00
3065031009	67.38	.00	3065031010	67.38	.00
3065031011	16.85	.00	3065031012	67.38	.00
3065031013	16.85	.00	3065031015	67.38	.00

AUDITOR DAPWMT
 3065031016 67.38
 3065031018 67.38
 3065031020 67.38
 3065031022 67.38
 3065031024 67.38
 3065031026 67.38
 3065031028 67.38
 3065031030 16.85
 3065032002 16.85
 SPECIAL TAX LEVIED/PALM
 BY AGENCY PARCEL
 2017-2018 ORIGINAL CHANGE
 PREPARED 05/27/2017 PAGE 23435

AGENCY 00743	PARCEL	TAX LEVIED	TAX PAID	PARCEL	TAX LEVIED	TAX PAID
	3065032004	67.38	.00	3065032005	67.38	.00
	3065032006	67.38	.00	3065032007	16.85	.00
	3065032008	67.38	.00	3065032009	16.85	.00
	3065032010	16.85	.00	3065032011	67.38	.00
	3065032012	67.38	.00	3065032013	67.38	.00
	3065032014	67.38	.00	3065032015	67.38	.00
	3065032016	16.85	.00	3065032017	67.38	.00
	3065032018	16.85	.00	3065032019	67.38	.00
	3065032020	67.38	.00	3065032021	67.38	.00
	3065033001	16.85	.00	3065033002	67.38	.00
	3065033003	67.38	.00	3065033004	16.85	.00
	3065033005	67.38	.00	3065033006	67.38	.00
	3065033009	67.38	.00	3065033010	67.38	.00
	3065033011	67.38	.00	3065033012	16.85	.00
	3065033013	16.85	.00	3065033014	67.38	.00
	3065033015	67.38	.00	3065033017	67.38	.00
	3065033018	16.85	.00	3065033019	16.85	.00
	3065033020	16.85	.00	3065033021	67.38	.00
	3065033022	67.38	.00	3065033023	67.38	.00
	3065034002	67.38	.00	3065033025	67.38	.00
	3065034006	67.38	.00	3065034001	16.85	.00
	3065034008	67.38	.00	3065034003	67.38	.00
	3065034011	16.85	.00	3065034007	16.85	.00
	3065034013	67.38	.00	3065034009	67.38	.00
	3065034015	67.38	.00	3065034012	16.85	.00
	3065034017	67.38	.00	3065034014	67.38	.00
	3065034019	16.85	.00	3065034016	67.38	.00
				3065034018	16.85	.00
				AGENCY TOTAL	8,242.89	0.00
				AGENCY PARCEL COUNT	157	

Los Angeles County Fire Department
 Fire Suppression Benefit Assessment/Special Tax
 Five Year Rolling Average of Collections

Fiscal Year	Districtwide Assessment Amount	Districtwide Assessment Collection	Collection %
2012-13	\$75,792,860	\$75,333,045	99.39%
2013-14	\$75,873,565	\$75,455,263	99.45%
2014-15	\$78,981,740	\$78,560,759	99.47%
2015-16	\$79,189,661	\$78,809,918	99.52%
2016-17	\$79,695,720	\$79,313,423	99.52%
	<u>\$389,533,546</u>	<u>\$387,472,408</u>	
2017-18	5-yr rolling average:		<u>99.47%</u> ✓

16-Mar-18

WRIGHTWOOD TRA RATIOS

CFPD 2015-16 AVERAGE FOR 2016-17 PAYMENT			
TRA	Assessed Value	RATIO	REVENUE
4534	\$1,525,377	0.175	\$2,669
4675	\$3,094,645	0.175	\$5,416
4677	\$22,217,834	0.174585173	\$38,789
TOTAL	\$26,837,856		\$46,874
AVERAGE		0.001746566	

CFPD 2016-17 AVERAGE FOR 2017-18 PAYMENT			
TRA	Assessed Value	RATIO	REVENUE
4534	\$1,597,291	0.175	\$2,795
4675	\$3,348,828	0.175	\$5,860
4677	\$24,274,713	0.174585173	\$42,380
TOTAL	\$29,220,832		\$51,036
AVERAGE		0.001746554	✓

LOS ANGELES COUNTY FIRE PROTECTION DISTRICT
ANNUAL FIN. REPORT
FISCAL YEAR 2017/2018

DATE 02/01/18 PAGE

41

TRA	ASSESSED VALUE	FPD TRA RATIO	FPD ESTIMATED REVENUE
04524	435,318	O. 180059376	784
04525	9,958,038	O. 180259569	17,950
04526	19,052,326	O. 181262053	34,535
04528	3,586,747	O. 174107091	6,245
04529	14,818,549	O. 179203668	26,555
04530	599,829	O. 177450106	1,064
04532	2,183,127	O. 175614395	3,834
04533	108,025	O. 181724053	196
04534	1,597,291	O. 175000000	2,795
04536	477,119	O. 176570450	842
04537	264,104	O. 176934680	467
04538	135,655,838	O. 145210752	196,987
04539	482,463	O. 147476985	712
04540	21,979,789	O. 142601577	31,344
04541	106,856	O. 141979903	152
04542	7,773,002	O. 158750580	12,340
04543	423,914	O. 185810671	788
04544	2,528,749	O. 151143009	3,822
04545	10,388,835	O. 159842919	16,606
04546	3,578,649	O. 177009114	6,334
04547	4,045,261	O. 145210752	5,874
04550	525,493	O. 181090376	952
04551	854,760	O. 180789053	1,545
04552	343,712	O. 166829027	573
04553	1,103,868	O. 174834702	1,930
04554	27,320,202	O. 157719969	43,089
04555	479,233	O. 160301863	768
04556	511,999	O. 183549575	940
04557	140,561	O. 185810671	261
04558	701,321	O. 159697232	1,120
04582	16,133,034	O. 178301889	28,765
04583	15,186,038	O. 180259569	27,374
04584	13,363,976	O. 180259569	24,090
04585	1,597,000	O. 177450106	2,834
04597	7,085,031	O. 179663030	12,729
04598	539,502	O. 163025799	880
04599	47,700,257	O. 159193036	75,936
04600	3,811,819	O. 183122376	6,980
04601	22,208,471	O. 180259569	40,033
04602	4,164,742	O. 160454412	6,682
04603	13,316,660	O. 179663030	23,925
04604	1,305,419	O. 160448460	2,094
04605	4,350,890	O. 179663030	7,817
04606	257,000	O. 183122376	471
04607	212,047,840	O. 159193864	337,567
04608	9,783,655	O. 179663030	17,578
04609	385,167	O. 160300084	617
04610	18,545	O. 174045244	32
04613	10,128,882	O. 174934122	17,719

LOS ANGELES COUNTY FIRE PROTECTION DISTRICT
 ANNUAL TRM REPORT
 FISCAL YEAR 2017/2018

DATE 02/01/18 PAGE

42

TRA	ASSESSED VALUE	FPD TRA RATIO	FPD ESTIMATED REVENUE
04615	3,591,516	0.172927258	6,211
04620	819,493	0.167674294	1,374
04623	781,400,211	0.161416216	1,261,307
04624	686,355	0.153867988	1,056
04625	151,232,832	0.161416222	244,114
04626	147,745,791	0.170622483	252,088
04630	8,846	0.185810671	16
04644	20,199,585	0.161442148	32,611
04645	6,727,569	0.179663731	12,087
04646	4,073,086	0.179663731	7,318
04647	32,407,389	0.167771244	54,370
04648	78,488,047	0.161416194	126,692
04649	19,137,616	0.161415716	30,891
04650	12,802,834	0.161412586	20,665
04651	13,936,390	0.157719969	21,980
04652	12,397,302	0.185810671	23,036
04654	94,531,622	0.185810671	175,650
04655	3,021,847	0.185810671	5,615
04656	3,916,327	0.161372506	6,320
04657	7,460,282	0.166467429	12,419
04658	5,692,437	0.158749570	9,037
04660	3,353,781	0.185810671	6,232
04661	1,225,668	0.185810671	2,277
04662	1,276,064	0.185810671	2,371
04663	17,549,373	0.166670576	29,250
04664	225,544	0.169568973	382
04665	3,053,201	0.185810671	5,673
04666	197,512,132	0.185810671	366,999
04668	83,933,915	0.185810671	155,958
04669	9,447,892	0.173712873	16,412
04670	13,247,707	0.176839923	23,427
04671	42,091	0.174342105	73
04672	22,513,551	0.161378421	36,332
04673	28,760,948	0.185810671	53,441
04674	313,438	0.185810671	582
04675	3,348,828	0.175000000	5,860
04677	24,274,713	0.174585173	42,380
04679	14,736,057	0.154965366	22,836
04680	50,516,337	0.177072351	89,450
04681	5,382,794	0.160301863	8,629
04682	22,700	0.185810671	42
04683	28,501,804	0.185810671	52,959
04684	153,074,980	0.153978056	235,702
04685	19,154	0.154536603	30
04686	386,361	0.185810671	718
04687	202,263,789	0.172556192	349,019
04688	25,236	0.140181562	35
04689	18,578,595	0.155190297	28,832
04690	112,787	0.152500000	172